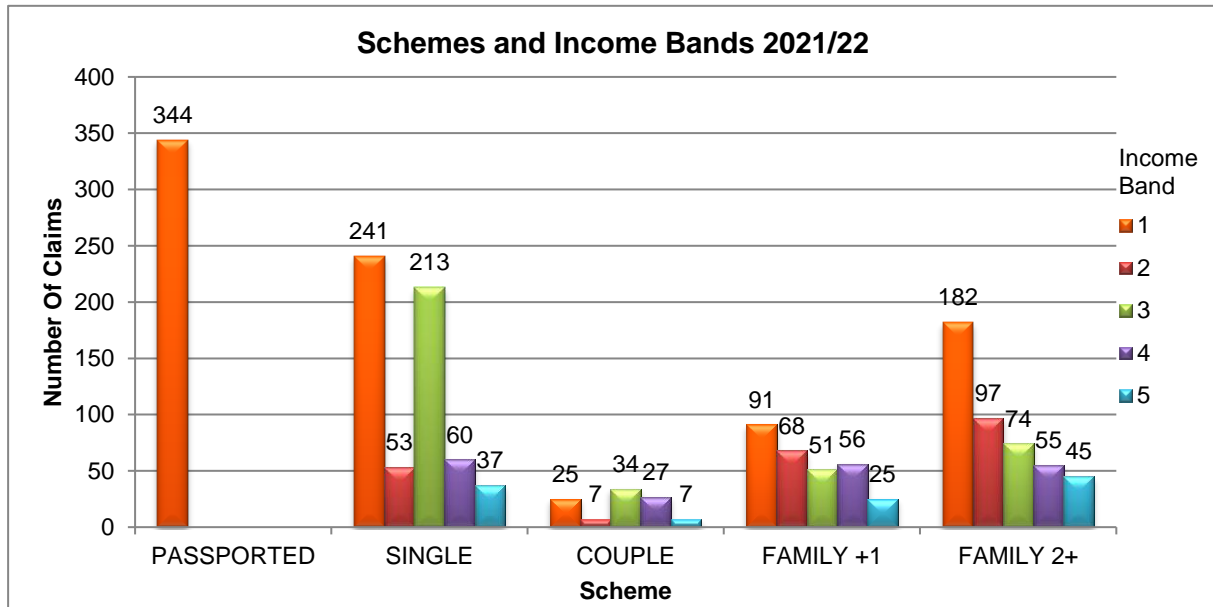


Appendix B

Analysis Of All Considered Schemes

An analysis of the current CTR scheme has been undertaken which shows a breakdown of the 2021/22 caseload.

Current Scheme - 2021/22

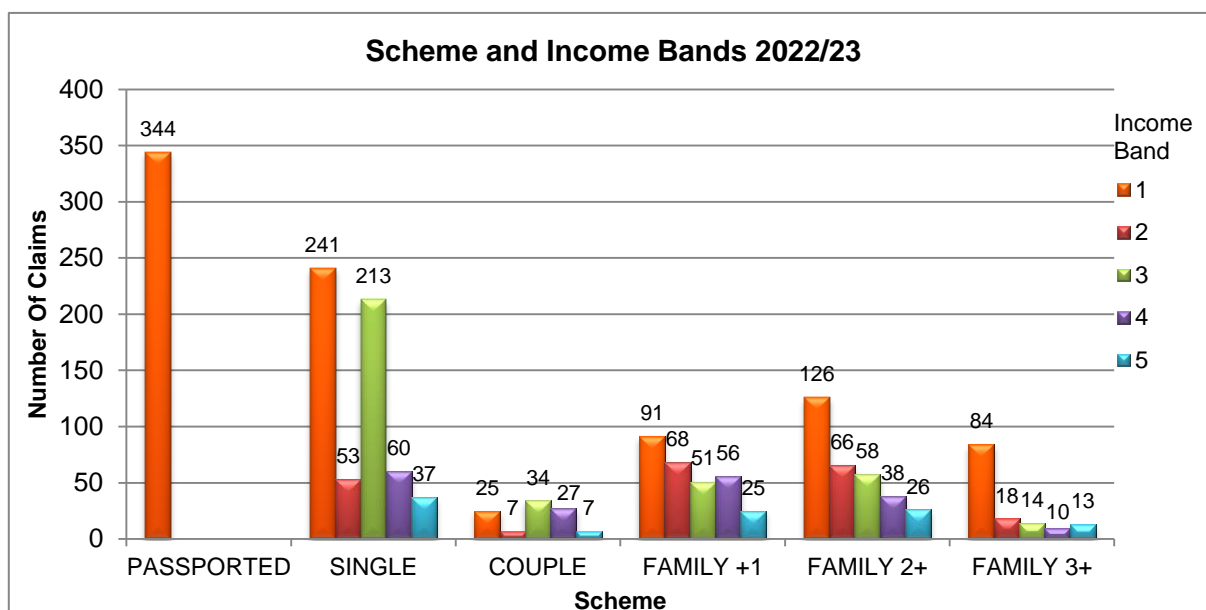


Number Of Households In Each Income Band

CTR Scheme Name	Net Weekly Income Band - % Reduction					Grand Total
	1 - 100%	2 - 75%	3 - 50%	4 - 25%	5 - 0%	
PASSPORTED	344					344
SINGLE	241	53	213	60	37	604
COUPLE	25	7	34	27	7	100
FAMILY +1	91	68	51	56	25	291
FAMILY 2+	182	97	74	55	45	453
Grand Total	883	225	372	198	114	1792

Extending The Scheme To Include Family 3+

If the scheme was amended to include Family 3+ from April 2022, a detailed analysis is shown below.



Number Of Households In Each Income Band

CTR Scheme Name	Net Weekly Income Band - % Reduction					Grand Total
	1 - 100%	2 - 75%	3 - 50%	4 - 25%	5 - 0%	
PASSPORTED	344					344
SINGLE	241	53	213	60	37	604
COUPLE	25	7	34	27	7	100
FAMILY +1	91	68	51	56	25	291
FAMILY 2+	126	66	58	38	26	314
FAMILY 3+	84	18	14	10	13	139
Grand Total	911	212	370	191	108	1792

Impact Of The Potential Change

The table below details how the amended scheme would impact on the current caseload's level of reduction. Out of 139 households that have 3 children or more, 60% (83 households) will remain the same, 36% (50 households) improve by one income band and 4% (6 households) by two income bands. Those households coming from a nil entitlement will be invited to reclaim.

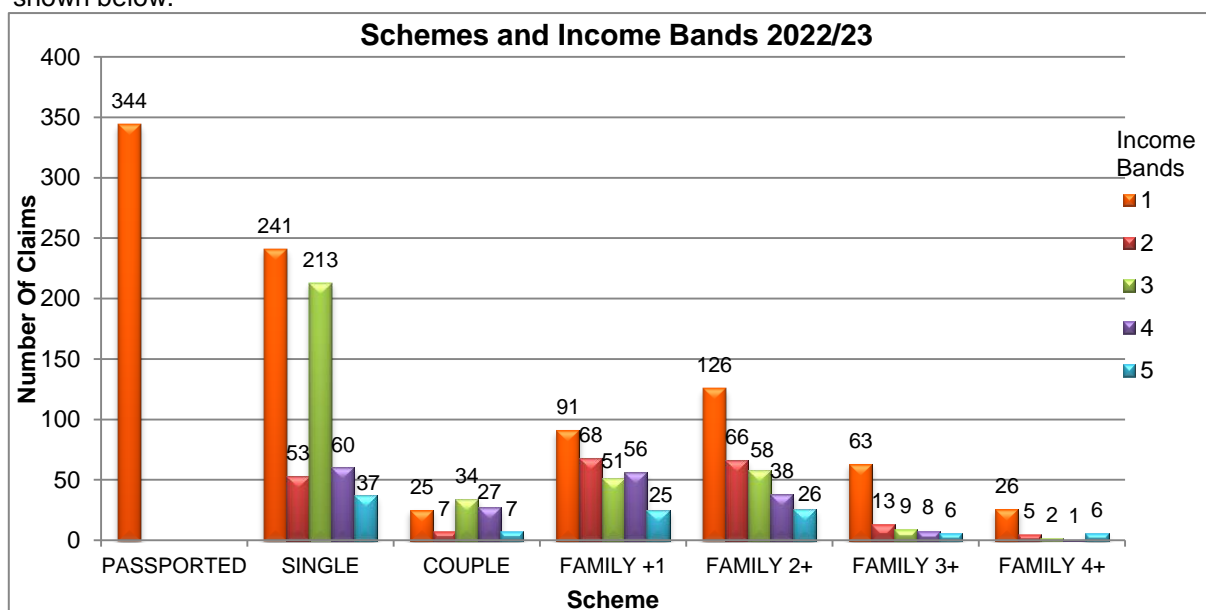
Family 3+	Net Weekly Income Band - % Reduction					Total
	1 - 100%	2 - 75%	3 - 50%	4 - 25%	5 - 0%	
Remain in the Same Band	56	4	5	5	13	83
Improve By One Income Band	27	10	8	5		50
Improve By Two Income Bands	1	4	1			6
Grand Total	84	18	14	10	13	139

Financial Impact

Family 3+		
Household Yearly Saving	Number Of Households	Additional Cost Of Scheme
£0	83	£0.00
£0.01 - £100	0	£0.00
£100.01 - £200	0	£0.00
£200.01 - £300	16	£4615.63
£300.01 - £400	23	£7890.13
£400.01 - £500	9	£3949.92
£500.01 - £600	4	£2268.24
£600.01 - £700	1	£603.05
£700.01 - £800	2	£1456.43
£800.01 - £900	1	£804.06
Total	139	£21587.46

Extending The Scheme To Include Family 3+ And Family 4+

If the scheme was amended to include Family 3+ and Family 4+ from April 2022, a detailed analysis is shown below.



Number Of Households In Each Income Band

CTR Scheme Name	Net Weekly Income Band - % Reduction					Grand Total
	1 - 100%	2 - 75%	3 - 50%	4 - 25%	5 - 0%	
PASSPORTED	344					344
SINGLE	241	53	213	60	37	604
COUPLE	25	7	34	27	7	100
FAMILY +1	91	68	51	56	25	291
FAMILY 2+	126	66	58	38	26	314
FAMILY 3+	63	13	9	8	6	99
FAMILY 4+	26	5	2	1	6	40
Grand Total	916	212	367	190	107	1792

Impact Of The Potential Change

The table below details how the amended scheme would impact on the current caseload's level of reduction. Out of 139 households that have 3 children or 4 children or more, 58% (81 households) remain the same, 31% (43 households) improve by one income band, 9% (13 households) by two income bands and 2% (2 households) improve by 3 income bands. Those households coming from a nil entitlement will be invited to reclaim.

Family 3+ Family 4+	Net Weekly Income Band - % Reduction					Total
	1 - 100%	2 - 75%	3 - 50%	4 - 25%	5 - 0%	
Remain in the Same Band	56	3	5	5	12	81
Improve By One Income Band	28	7	4	4		43
Improve By Two Income Bands	4	7	2			13
Improve By Three Income Bands	1	1				2
Grand Total	89	18	11	9	12	139

Financial Impact

Family 3+ Family 4+		
Household Yearly Saving	Number Of Households	Additional Cost Of Scheme
£0	81	£0.00
£0.01 - £100	0	£0.00
£100.01 - £200	0	£0.00
£200.01 - £300	15	£4326.64
£300.01 - £400	22	£7452.75
£400.01 - £500	4	£1750.49
£500.01 - £600	4	£2269.08
£600.01 - £700	1	£603.05
£700.01 - £800	4	£3007.48
£800.01 - £900	5	£4252.09
£900.01 - £1000	3	£2704.87
Total	139	£26366.45

This is the current income band grid for the 2021/22 scheme. From April 2022 the figures will be increased by either 1% or CPI whichever is the greatest increase.

Council Tax Reduction Level	Passported	Single £	Couples £	Family with One Child £	Family with Two or more children £
Band A - 100%	Relevant Benefit	0.00 to 111.00	0.00 to 162.00	0.00 to 212.00	0.00 to 263.00
Band B - 75%	N/A	111.01 to 152.00	162.01 to 202.00	212.01 to 253.00	263.01 to 303.00
Band C- 50%	N/A	152.01 to 202.00	202.01 to 253.00	253.01 to 293.00	303.01 to 343.00
Band D - 25%	N/A	202.01 to 253.00	253.01 to 303.00	293.01 to 343.00	343.01 to 384.00

Below are the proposed income bands for an amended scheme to include Family 3+. If this amendment was implemented from April 2022 the figures would be increased by either 1% or CPI whichever is the greatest increase.

Council Tax Reduction Level	Passported	Single £	Couples £	Family with One Child £	Family with Two children £	Family with Three or more children £
Band A - 100%	Relevant Benefit	0.00 to 111.00	0.00 to 162.00	0.00 to 212.00	0.00 to 263.00	0.00 to 313.00
Band B - 75%	N/A	111.01 to 152.00	162.01 to 202.00	212.01 to 253.00	263.01 to 303.00	313.01 to 353.00
Band C- 50%	N/A	152.01 to 202.00	202.01 to 253.00	253.01 to 293.00	303.01 to 343.00	353.01 to 393.00
Band D - 25%	N/A	202.01 to 253.00	253.01 to 303.00	293.01 to 343.00	343.01 to 384.00	393.01 to 434.00

Below are the proposed income bands for an amended scheme to include Family 3+ and Family 4+. If this amendment was implemented from April 2022 the figures would be increased by either 1% or CPI whichever is the greatest increase.

Council Tax Reduction Level	Passported	Single £	Couples £	Family with One Child £	Family with Two children £	Family with Three children £	Family with Four or more children £
Band A - 100%	Relevant Benefit	0.00 to 111.00	0.00 to 162.00	0.00 to 212.00	0.00 to 263.00	0.00 to 313.00	0.00 to 363.00
Band B - 75%	N/A	111.01 to 152.00	162.01 to 202.00	212.01 to 253.00	263.01 to 303.00	313.01 to 353.00	363.01 to 403.00
Band C - 50%	N/A	152.01 to 202.00	202.01 to 253.00	253.01 to 293.00	303.01 to 343.00	353.01 to 393.00	403.01 to 443.00
Band D - 25%	N/A	202.01 to 253.00	253.01 to 303.00	293.01 to 343.00	343.01 to 384.00	393.01 to 434.00	443.01 to 484.00